

## Model: BDT4M70 - 60 kVA BAUDOUIIN Industrial Series





-  50 Hz
-  Cooling System: Water
-  Three Phase
-  Diesel



Foto Indicativa / Indicative Picture

### ■ Features

Generating Set Model	BDT4M70
Power in PRP (kVA)	60
Power in LTP (kVA)	66
Engine Model	4M11G70/5
Engine Brand	BAUDOUIIN
Alimentation	Diesel
Cooling System	Water
Displacement (cc)	4500
Fuel Tank Capacity(lt)	120.00
Battery Capacity	50
Automatic Control Panel	A2P
Manual Control Panel	QMA2
Sound Proof Canopy	SK120
Frequence	50 Hz
Voltage	400/230 V + N
Rounds per Minute	1500

### ■ Basic Configuration

- On-board control panel
- Fuel tank
- Starting battery
- High temperature engine thermostat
- Low pressure oil thrust meter
- Electrovalve engine
- Initial filling of fluids

### ■ Documentation

- User's and maintenance manual
- Electric schemes
- CE declaration
- Test report (on demand)

### ■ Available Options

- Relay and/or differential module
- Over sized fuel tank
- Leakage basin
- Automatic refill system
- Catalytic muffler
- Manual fuel transfer pump
- Manual oil extraction pump
- Welded basaframe
- Reinforced vibration dampers
- Steel tank
- Parallel control panel
- Slow speed trailer
- High speed trailer
- Remote alarm control board
- Commissioning
- Remote management

### ■ Standards Applied

Coelmo Generating Sets are CE marked and comply with the following regulations:  
(Environmental conditions 1.000mbar, 25C°, 30% relative humidity. Power referring to ISO 3046)

- Power: ISO 8528
- Directive Machinery : 2006/42/CE - 89/392CEE - 98/37/CE
- Low Voltage : 2006/95/CE - 73/23/CEE - 93/68/CEE
- Electromagnetic Compatibility : 2004/108/CE - 89/336/CEE - 93/68/CEE
- Emissions for non-road engines : 2002/88/CE - 97/68/CE (\*)
- Acoustic emission : 2005/88/CE - 2000/14/CE (\*\*)

\* For non-stationary use only

\*\* For Sound Proof Version Only

## Model: BDT4M70 - 60 kVA BAUDOUIIN Industrial Series

### ■ Engine

Diesel engine, four stroke water cooled. An efficient cooling system assures excellent performances in whichever site conditions. A low electric power/displacement ratio guarantees a full available power.

Model	4M11G70/5
Brand	BAUDOUIIN
Alimentation	Diesel
Number of Cylinders	4
Displacement (cc)	4500
Speed Governor	Electronic
Aspiration	TC
Air Flow Ventilator (m3/h)	8760
Combustion Air Flow (m3/h)	236
Exhaust Gas Flow (m3/h)	550
Maximum Exhaust Gas Temperature (t <sup>1</sup> / <sub>2</sub> C)	550
Bore (mm)	105
Stroke (mm)	130
Oil cap (l)	27.00
Rounds Per Minute	1500
Consumption at 2/4 of the load (l/h)	7.80
Consumption at 3/4 of the load (l/h)	11.00
Consumption at 4/4 of load (l/h)	14.60

### ■ Aspiration Type

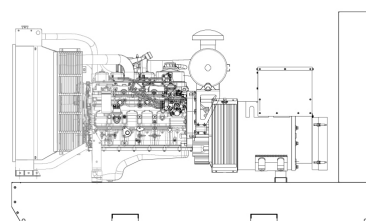
NA	=	Natural Aspiration
TC	=	Turbo Compressor Air/Air
TCA/A	=	Turbo Compressor Water/Air
W/A	=	Turbo Compressor Water/Air

### ■ Alternator

Manufactured in accordance with international IEC 34-1 standards, self regulated, selfexcited, selfventilated, insulated in class "H", regulation accuracy (with load from 0 to 100%) of +/- 1%.

Number of Poles	4
Excitation	Brushless with electronic regulator
Number of Terminals	12
IP	23
Phase	Three Phase
Cos Phi	0.8
Performance	0.90
Voltage	400/230 V + N

### ■ Dimensions



Disegno a scopo illustrativo / Drawing for illustrative purpose

	Open	Soundproof
Length (mm)	2204	2700
Width (mm)	904	1000
Height (mm)	1450	1600
Weight (kg)	1151	1459

# Control Panel: Automatic

## Model: A2P

### Industrial Range

#### Technical Data Sheet

Brand	A2P
Model	Automatic
Number of Poles	49 - 86
Excitation	By interlocked contactor
Number of Terminals	20
IP	COELMO Lexys AMF

#### Control Board Dimensions

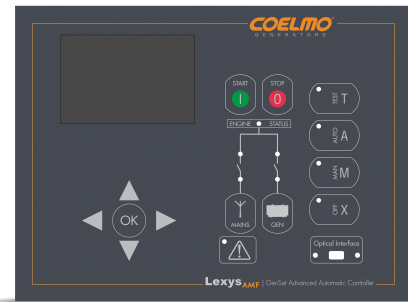
Phase	500
Cos Phi	200
Performance	700

#### Standard Set-up

- Voltage, Current, Power and energy
  - Power Factor
  - Energy Meter
  - Frequency
  - Engine Rounds
  - Number of Start Ups
  - Function Hours and Maintenance Notice
  - Engine Temperature Indicator\*
  - Oil Pressure and Fuel Level Indicator\*
- \* Transducers Not Included

#### Available Options

- Remote management and reports from PC to fax or via the GSM network
- Alarm Report Control Board
- Remote Control Management Kit



#### Description

The automatic control panel and change over switch allows a perfect management of the Generating Set. A magnetothermic circuit breaker is available for the protection of Generating Set and eventual sockets. As an option a Change over switch Mains/Generating Set can be supplied. The control board (micro processor) that is supplied along with the Automatic control panel allows 4 different operational functions: "manual", "automatic", "test", "supermanual". The diagnostics is multilingual (Italian, English, French and Spanish), with clear messages regarding the operational state and active alarms. The electronic board is entrusted with the management of operational safety, thanks to visual/acoustic alarms and eventual engine shutdown, it can help prevent damage caused by malfunctions. The control board counts the number of start attempts and issues the following clear messages on the illuminated display: Running hours, engine speed, start attempts, phase-phase voltage and phase-neutral voltage, battery voltage, active power, apparent power, power factor, provided power, alarms, optional mechanical measurements (oil pressure, engine temperature, fuel level meter). The automatic control panel manages its own maintenance program indicating the routine maintenance to be performed. It offers the possibility to calibrate measuring instruments and to regulate more than 70 parameters. It can be managed and programmed through a PC and remotely managed thanks to an RS232 port. It has a historic memory that records the breakdowns and services.

# Control Panel: **Manual** Model: **QMA2** Industrial Range

## Technical Data Sheets

Brand	QMA2
Model	Manual with Aut. Remote Start
Number of Poles	9 - 170
Excitation	Absent
Number of Terminals	20
IP	GIOTTO M

## Control Board Dimensions

Phase	530
Cos Phi	350
Performance	260

## Standard Set-up

- Hour Meter
- Voltmeter
- Amperometer
- Frequency meter
- Emergency Stop Button

## Available Options

- Fuel Level Indicator\*
  - Engine Temperature Indicator\*
  - Oil Pressure Indicator\*
- \* Transducers Not Included



## Description

The manual control panel is contained in an iron steel box and is mounted on the Generating Set. A side opening allows easy inspection of the circuits. A magnetothermic circuit breaker for the protection of the generating set and eventual plug sockets are available upon request. The control board (micro processor) that is supplied along with the Automatic control panel allows 2 different operational functions: "manual" and "supermanual". The diagnostics is multilingual (Italian, English, French and Spanish), with clear messages regarding the operational state and active alarms. The electronic board is entrusted with the management of operational safety, thanks to visual/acoustic alarms and eventual engine shutdown, it can help prevent damage caused by malfunctions. The control board counts the number of start attempts and issues the following clear messages on the illuminated display: Running hours, engine speed, the start attempts, phase-phase voltage and phase-neutral voltage, battery voltage, current on 3 phase, frequency, battery voltage and the alarms.

The manual control panel signals an alarm when maintenance is required on the generating set and offers the possibility to calibrate measuring instruments and to regulate many parameters. 2 programmable inputs and 2 programmable outputs are also included.

## Control Panel: Parallel Model: QPA2-2A Industrial Range

### Technical Data Sheets

Brand	QPA2-2A
Model	Parallel
Number of Poles	130 - 160
Excitation	
Number of Terminals	20
IP	COELMO Lexys SYNC

### Control Board Dimensions


Phase	620
Cos Phi	300
Performance	1350

### Standard Set-up

- Manual and Automatic start up from an external signal
- Automatic start up and shutdown according to the load
- Automatic load sharing
- Generating Set power Load/Unload Ramp
- Automatic management of the Start up according to the working hours
- Possibility of Synchronization and load sharing of up to 8 Generating Sets
- Automatic Master/Slave switch for the eventual case of a break down of the Master
- Possibility to connect CANJ1939 o the engine
- Event log upto 512 events
- Measures in real efficient values
- Black Start and shut down Management on deadband
- Voltage and Current Balance Control Management
- Scheduled Maintenance Management
- buffer battery
- Possibility to schedule the start ups
- Possibility of PLC type programming

### Available Options

- Ground Failure
- Synchronization with the mains
- To and from Mains Load/unload ramp
- Parallel to mains
- Paralle without exporting on to the mains
- Relay interface module
- Configuration software with USB adapter
- Remote monitoring and Parameter download software
- ERMES remote management kit
- Programme block key



### Descriptions

The automatic control panel and change over switch allows a perfect management of the Generating Set. A magnetothermic circuit breaker is available for the protection of Generating Set and eventual sockets. As an option a Change over switch Mains/Generating Set can be supplied. The control board (micro processor) that is supplied along with the Automatic control panel allows 4 different operational functions: "manual", "automatic", "test", "supermanual". The diagnostics is multilingual (Italian, English, French and Spanish), with clear messages regarding the operational state and active alarms. The electronic board is entrusted with the management of operational safety, thanks to visual/acoustic alarms and eventual engine shutdown, it can help prevent damage caused by malfunctions. The control board counts the number of start attempts and issues the following clear messages on the illuminated display: Running hours, engine speed, start attempts, phase-phase voltage and phase-neutral voltage, battery voltage, active power, apparent power, power factor, provided power, alarms, optional mechanical measurements (oil pressure, engine temperature, fuel level meter). The automatic control panel manages its own maintenance program indicating the routine maintenance to be performed. It offers the possibility to calibrate measuring instruments and to regulate more than 70 parameters. It can be managed and programmed through a PC and remotely managed thanks to an RS232 port. It has a historic memory that records the breakdowns and services.

## Control Panel: **Parallel** Model: **BDT4M70** Industrial Range

### ■ **Advanced Features**

#### Electrical measuring instruments

- Generating Set Voltage V: L1-N, L2-N, L3-N, L1-L2, L2-L3, L3-L1
- Generating Set Current A: L1, L2, L3
- Active Generated Power KW: L1, L2, L3, kW tot.
- Apparent Generated Power KVA: L1, L2, L3, kVA tot.
- Reactive Generated Power KVAr: L1, L2, L3, kVAr tot.
- Power Factor Cos Phi: L1, L2, L3, Cos Phi medio
- Generating Set Frequency,
- Bus Bar Voltage V: L1-N, L2-N, L3-N, L1-L2, L2-L3, L3-L1
- Bus Bar Frequency
- Syncroscope with Phase Angle
- Frequency Alignment / Generating Set-Bus Bar Voltage
- Load Percentage
- Battery Voltage
- Energy meters: kWh, kVAh, kVArh

#### Measurements of mechanical quantities

- Engine Rounds RPM
- Cooling Liquid Temperature
- Oil Pressure
- Oil Temperature
- Fuel Level
- Working Hours
- Hour count down for Maintenance
- Number of Start Ups
- Number of Generating Sets connected to the bus bar system

#### Blocks and Alarms

- Generating Set Minimum and Maximum Voltage (Two Thresholds)
- Generating Set Minimum and Maximum Frequency (Two Thresholds) (due soglie)
- Battery Minimum and Maximum Voltage
- Low Fuel Level (Two Thresholds)
- High Oil/Water Temperature (Two Thresholds)
- Low Oil Pressure (Two Thresholds)
- Low Water Level
- Start/Stop Failure
- Incorrect phase sequence
- Communication Error on J1939 / Can Bus / Data Link
- Voltage/Current Imbalance
- Dynamo Failure CB
- Speed Governor contrôle / Voltage Failure
- Insufficient power to the system (Generating Set Insufficient)
- Maintenance Request
- Inverse Power
- Overload
- Maximum Current (Two Thresholds)
- Synchronization Failure
- Generating Set Circuit Breaker Open/Close Failure
- Incorrect Bus Bar phase sequence
- No busbar for synchronization
- Bus Bar Voltage out of range
- Dead Band

## Sound Proof Canopy Model: SK120 Industrial Range BAUDOQUIN

### ■ Technical Data Sheet

Canopy Model	SK120
Length (mm)	2904
Width (mm)	1004
Height (mm)	1741



### ■ Description

The canopy is a self-supported structure in pressure folded and soldered steel sheets. The structure is reinforced with four flat corner brackets made of steel sheets. Before being accurately covered in two layers of epoxy resin, the canopy is subject to an anti corrosion treatment and then highly acoustic and auto extinguishing panels are applied. The insulating separators act as thermal noise traps and room dividers, channeling the flow of cool air and prevents its mixture with hot water. The cooling system is enhanced with appropriate measures that help to provide safe characteristics of continuous service. The doors are water and dust tight, allowing an easy access to the Generating set. The lifting hooks provide a balanced handling of the Generating Set when in suspension. The Sound proof version guarantees a noise level of 70 dBA at 7 meters. As an option the Generating Set can be prepared for slow speed and high speed towing that allows the Generating Set to be moved easily.

- Dimensions are relative to the Generating Set complete with Canopy
- The height includes the muffler